

# CENTRIFUGE CENTRIC MF 48

# IVD

## True versatility multifunctional centrifuge

Discover the ultimate versatile centrifuge. Designed with refined ergonomics, it features a 4x400 ml swing-out rotor and a variety of angle rotors. Elevates the labs capabilities with its versatility, perfect for a range of applications.

### TECHNICAL SPECIFICATIONS

Model	Centric MF 48
Max. G force	17.990 rcf
Rotational speed	500 to 12.600 rpm, step of 10 rpm
Max. capacity	
Angle rotor	6 x 100 ml
Swing-out rotor	4 x 400 ml
Rotors available	8
Acceleration levels	10
Deceleration levels	10 (level 0 without braking)
Display	LCD with backlight
Timer	from 0min 0s to 59min 50s in steps of 10 seconds from 1h 00min to 99h 59min in steps of 1 minute
Fast spin with preselected speed	no
Max. power consumption	840 W
Noise level(at max. speed)	< 62 dB(A)
Dimension (H x W x D)	305 x 420 x 526 mm
Crating (H x W x D)	460 x 610 x 650 mm
Weight (Net/Crated)	50,0 / 56,0 kg
Height (with open lid)	725 mm
Program settings	10 programs
Lid locking mechanism	motorized
Lid lock	2 latches
Motor type	induction brushless motor
Permitted working ambient	"temperature 2°C to 35°C, rh 75% non-condensing"

### ORDER INFORMATION

230 V, 50/60 Hz	Centric MF 48
Code	230.000
Order ref.	403189
230 V, 50/60 Hz	Centric MF 48
Code	230.000/UK
Order ref.	466522
120 V, 50/60 Hz	Centric MF 48 120 V
Code	1.230.000
Order ref.	428491
230 V, 50/60 Hz	Centric MF 48 IVD
Code	230.000/IVD
Order ref.	497368
120 V, 50/60 Hz	Centric MF 48 120 V
Code	1.230.000/IVD
Order ref.	497542

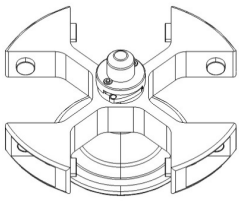


For more information visit Domel website: <https://labs.domel.com> / Technical specifications subject to change.

\*The time may vary at different rotors, loads or voltage

# SWING-OUT ROTOR RS 4/400

SMART LOCK - rotor exchange without any tool  
Up to 4 x 400 ml centrifuge tubes



Rotor specifications	RS 4/400
Max. speed	4.500 rpm
Max. G force	3.830 rcf
Radius	169 mm
Angle	90°
Max. capacity	4 x 400 ml
Min. acceleration time	56 s
Min. braking time	55 s
Rotor autoclavable	yes

Code	233.000
Order ref.	424132



Buckets (set of 4)	B 400
Code	233.020
Order ref.	424133
Buckets autoclavable	yes







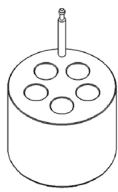
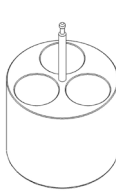

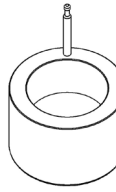
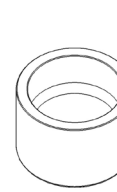
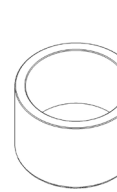


Lids for B 400(set of 4)	BL 400
Code	233.040
Order ref.	409249
Lid autoclavable	no

	Microtubes	Blood collection tubes	Blood collection tubes BD	Blood collection tubes Terumo	Blood collection tubes	Conical tubes
Nominal volume	1,5/2,0 ml	1,0 - 7 ml	1,0 - 7 ml	1,0 - 7 ml	7-12 ml	15 ml
Tube dimensions (d x l)	11 x 38 mm	13 x 75 mm 13 x 100 mm	13 x 75 mm 13 x 100 mm	13 x 75 mm 13 x 100 mm	16 x 100 mm	17 x 120 mm
Inserts (set of 4)	I 400 13/2	I 400 14/5-7	I 400 15/5-7	I 400 19/5-7	I 400 12/10	I 400 7/15
No. of tubes / insert	13	14	15	19	12	7
No. of tubes / rotor	52	56	60	76	48	28
Radius	158 mm	161 mm	161 mm	162 mm	161 mm	166 mm
G Force	3.580 rcf	3.640 rcf	3.640 rcf	3.670 rcf	3.640 rcf	3.760 rcf
Code	233.050	233.070	233.090	233.110	233.130	233.150
Order ref.	424134	424135	424136	424137	424138	424139
Inserts autoclavable	yes	yes	yes	yes	yes	yes



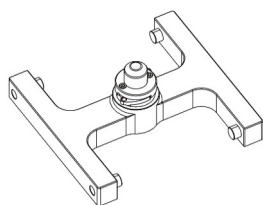
**DOMEL**

	Vacutainer CPT BD	Conical tubes	Conical tubes BD	Round bottom tube	Conical tubes Falcon	Bottle flat bottom
						
Nominal volume	20 ml	50 ml	50 ml	100 ml	150 ml(175 ml)	250 ml
Tube dimensions (d x l)	16 x 125 mm	30 x 115 mm	30 x 115 mm	53 x 130 mm(max)	61 x 118 mm	60 x 128 mm
						
Inserts (set of 4)	I 400 5/20	I 400 3/50	I 400 4/50	I 400 1/100	I 400 1/150	I 400 1/250
No. of tubes / insert	5	3	4	1	1	1
No. of tubes / rotor	20	12	16	4	4	4
Radius	168 mm	168 mm	168 mm	166 mm	166 mm	166 mm
G Force	3.800 rcf	3.800 rcf	3.800 rcf	3.760 rcf	3.760 rcf	3.760 rcf
Code	233.170	233.450	233.190	233.210	233.250	233.230
Order ref.	424140	427869	424141	424142	424144	424143
Inserts autoclavable	yes	yes	yes	yes	yes	yes

**EQUIPMENT**

## SWING-OUT ROTOR RM 2/6

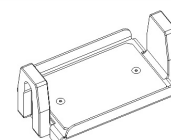
SMART LOCK - rotor exchange without any tool  
Up to 2 x 3 MTP plates



Rotor specifications	RM 2/6
Max. speed	4.100 rpm
Max. G force	2.390 rcf
Radius	127 mm
Angle	90°
Max. capacity	2 x 3 MTP
Min. acceleration time	54 s
Min. braking time	55 s
Rotor autoclavable	yes

Code	233.270
Order ref.	424148

MTP Carriers (set of 2)	BM 6
Code	233.290
Order ref.	424151
Carriers autoclavable	yes

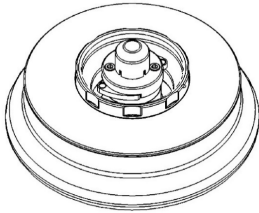


	Standard MTP	Deep Well Plate
Nominal volume	96 x 220 µl 96 x 270 µl 96 x 350 µl	96 x 350 µl 96 x 1,0 ml 96 x 2,0 ml 96 x 2,2 ml
Plate dimensions (d x l x h)	128 x 86 x 15 mm	128 x 86 x 45 mm
No. of MTP / rotor	6	2

Nominal volume	96 x 220 µl 96 x 270 µl 96 x 350 µl	96 x 350 µl 96 x 1,0 ml 96 x 2,0 ml 96 x 2,2 ml
Plate dimensions (d x l x h)	128 x 86 x 15 mm	128 x 86 x 45 mm
No. of MTP / rotor	6	2

## ANGLE ROTOR RA 24/2

Up to 24 x 2 ml centrifuge microtubes  
Lid included



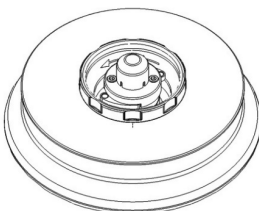
Rotor specifications	RA 24/2
Max. speed	12.600 rpm
Max. G force	17.040 rcf
Radius	96 mm
Angle	45°
Max. capacity	24 x 2,0 ml
Min. acceleration time*	49 s
Min. braking time*	68 s
Rotor and lid autoclavable	yes
Code	233.310
Order ref.	424153

	PCR tubes	PCR tubes	Microtubes
Nominal volume	0,2/0,4 ml	0,5 ml	1,5 - 2,0 ml
Tube dimensions (d x l)	6 x 18 mm	8 x 30 mm	11 x 38 mm
Adapter	A 0,2	A 0,5	/
No. of tubes / rotor	24	24	24
No. of adapters / rotor	24	24	0
Code	456.625	456.626	
Order ref.	284351	284349	

\*at acceleration and deceleration level 9

## ANGLE ROTOR RA 30/2

Up to 30 x 2 ml centrifuge microtubes  
Lid included

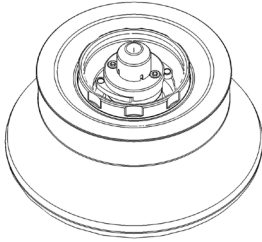


Rotor specifications	RA 30/2
Max. speed	12.500 rpm
Max. G force	17.990 rcf
Radius	103 mm
Angle	45°
Max. capacity	30 x 2,0 ml
Min. acceleration time	52 s
Min. braking time	51 s
Rotor and lid autoclavable	yes
Code	233.330
Order ref.	424154

	PCR tubes	PCR tubes	Microtubes
Nominal volume	0,2-0,4 ml	0,5 ml	1,5 - 2,0 ml
Tube dimensions (d x l)	6 x 18 mm	8 x 30 mm	11 x 38 mm
Adapter	A 0,2	A 0,5	/
No. of tubes / rotor	30	30	30
No. of adapters / rotor	30	30	0
Code	456.625	456.626	
Order ref.	284351	284349	

## ANGLE ROTOR RA 10/10

Up to 10 x 5 ml centrifuge tubes  
Lid included



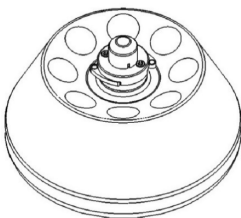
<b>Rotor specifications</b>	RA 10/10
Max. speed	12.600 rpm
Max. G force	17.040 rcf
Radius	96 mm
Angle	30°
Max. capacity	10 x 5,0 ml
Min. acceleration time*	72 s
Min. braking time*	73 s
Rotor and lid autoclavable	yes
<b>Code</b>	233.430
<b>Order ref.</b>	424159

Blood collection tubes	
Nominal volume	1,0 - 10,0 ml
Tube dimensions (d x l)	13 x 75 mm 16 x 80 mm
No. of tubes / rotor	10

\*at acceleration and deceleration level 9

## ANGLE ROTOR RA 8/50

Up to 8 x 50 ml centrifuge tubes

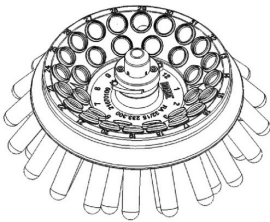


<b>Rotor specifications</b>	RA 30/2
Max. speed	10.500 rpm
Max. G force	12.940 rcf
Radius	105 mm
Angle	23,4°
Max. capacity	8 x 50 ml
Min. acceleration time	110 s
Min. braking time	106 s
Rotor autoclavable	yes
<b>Code</b>	233.360
<b>Order ref.</b>	424155






	Conical tubes	Conical tubes
Nominal volume	15 ml	50 ml
Tube dimensions (d x l)	17 x 120 mm	30 x 115 mm
Adapter	A 15	/
No. of tubes / rotor	8	8
No. of adapters / rotor	8	0
<b>Code</b>	233.360	/
<b>Order ref.</b>	432.628	/

## ANGLE ROTOR RA 32/15

Up to 32 x 15 ml centrifuge tubes  
With shields included

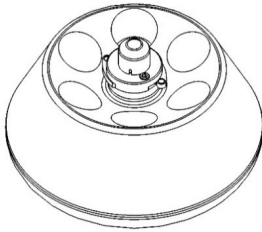


Rotor specifications	RA 32/15
Max. speed	4.400 rpm
Max. G force	2.600/3.030 rcf
Radius	120/140 mm
Angle	37°
Max. capacity	32 x 15 ml
Min. acceleration time	30 s
Min. braking time	30 s
Rotor and shields autoclavable	yes
Code	233.300
Order ref.	473913

	Blood collection tubes	Blood collection tubes	Blood collection tubes	Conical tubes
				
Nominal volume (ml)	5 ml	7 - 10 ml	10 - 12 ml	15 ml
Tube dimensions (d x l)	13 x 75 mm	13 x 100 mm	16 x 100 mm	17 x 120 mm
				
Adapter	A 5	/	/	/
No. of tubes / rotor	30	30	30	21
No. of adapters / rotor	30	0	0	0
Code				
Order ref.				

# ANGLE ROTOR RA 6/100

Up to 6 x 100 ml centrifuge tubes



Rotor specifications	RA 6/100
Max. speed	10.500 rpm
Max. G force	12.820 rcf
Radius	104 mm
Angle	25°
Max. capacity	6 x 100 ml
Min. acceleration time	65 s
Min. braking time	65 s
Rotor and shields autoclavable	yes
Code	233.390
Order ref.	424156

Round bottom tubes



Nominal volume (ml)	80 ml - 100 ml
Tube dimensions (d x l)	38 x 105 mm
No. of tubes / rotor	6