

CENTRIFUGE CENTRIC CF 48

The simplicity classic centrifuges

Low-Speed Centrifuge, boasting a 4 x 400 ml swing-out rotor. It combines an excellent capacity/space ratio with enhanced ergonomics, ensuring ease of use. Streamlines your processes and upgrades your lab.

TECHNICAL SPECIFICATIONS	
Model	Centric CF 48
Max. G force	3.830 rcf
Rotational speed	500 to 4.500 rpm, step of 10 rpm
Max. capacity	
Swing-out rotor	4 x 400 ml
Rotors available	2
Acceleration levels	10
Deceleration levels	10 (level 0 without braking)
Display	LCD with backlight
Timer	from 0min 0s to 59min 50s in steps of 10 seconds from 1h 00min to 99h 59min in steps of 1 minute
Fast spin with preselected speed	no
Max. power consumption	840 W
Noise level(at max. speed)	< 62 dB(A)
Dimension (H x W x D)	305 x 420 x 526 mm
Crating (H x W x D)	460 x 610 x 650 mm
Weight (Net/Crated)	50,0 / 56,0 kg
Height (with open lid)	725 mm
Program settings	10 programs
Lid locking mechanism	motorized
Lid lock	2 latches
Motor type	induction brushless motor
Permitted working ambient	"temperature 2°C to 35°C, rh 75% non-condensing"

ORDER INFORMATION	
230 V, 50/60 Hz	Centric CF 48
Code	230.550
Order ref.	407365
230 V, 50/60 Hz	Centric CF 48
Code	230.550/UK
Order ref.	466519
120 V, 50/60 Hz	Centric CF 48 120 V
Code	1.230.550
Order ref.	428492

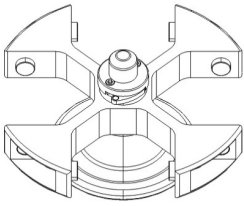


For more information visit Domel website: <https://labs.domel.com> / Technical specifications subject to change.

*The time may vary at different rotors, loads or voltage

SWING-OUT ROTOR RS 4/400

SMART LOCK - rotor exchange without any tool
Up to 4 x 400 ml centrifuge tubes



Rotor specifications	RS 4/400
Max. speed	4.500 rpm
Max. G force	3.830 rcf
Radius	169 mm
Angle	90°
Max. capacity	4 x 400 ml
Min. acceleration time	56 s
Min. braking time	55 s
Rotor autoclavable	yes

Code	233.000
Order ref.	424132



Buckets (set of 4)	B 400
Code	233.020
Order ref.	424133
Buckets autoclavable	yes







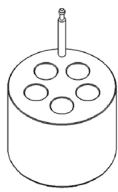
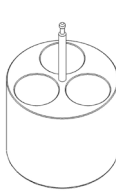

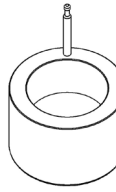
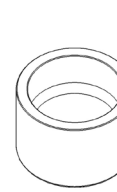
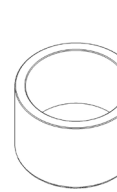


Lids for B 400(set of 4)	BL 400
Code	233.040
Order ref.	409249
Lid autoclavable	no

	Microtubes	Blood collection tubes	Blood collection tubes BD	Blood collection tubes Terumo	Blood collection tubes	Conical tubes
Nominal volume	1,5/2,0 ml	1,0 - 7 ml	1,0 - 7 ml	1,0 - 7 ml	7-12 ml	15 ml
Tube dimensions (d x l)	11 x 38 mm	13 x 75 mm 13 x 100 mm	13 x 75 mm 13 x 100 mm	13 x 75 mm 13 x 100 mm	16 x 100 mm	17 x 120 mm
Inserts (set of 4)	I 400 13/2	I 400 14/5-7	I 400 15/5-7	I 400 19/5-7	I 400 12/10	I 400 7/15
No. of tubes / insert	13	14	15	19	12	7
No. of tubes / rotor	52	56	60	76	48	28
Radius	158 mm	161 mm	161 mm	162 mm	161 mm	166 mm
G Force	3.580 rcf	3.640 rcf	3.640 rcf	3.670 rcf	3.640 rcf	3.760 rcf
Code	233.050	233.070	233.090	233.110	233.130	233.150
Order ref.	424134	424135	424136	424137	424138	424139
Inserts autoclavable	yes	yes	yes	yes	yes	yes



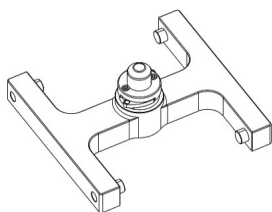
DOMEL

	Vacutainer CPT BD	Conical tubes	Conical tubes BD	Round bottom tube	Conical tubes Falcon	Bottle flat bottom
						
Nominal volume	20 ml	50 ml	50 ml	100 ml	150 ml(175 ml)	250 ml
Tube dimensions (d x l)	16 x 125 mm	30 x 115 mm	30 x 115 mm	53 x 130 mm(max)	61 x 118 mm	60 x 128 mm
						
Inserts (set of 4)	I 400 5/20	I 400 3/50	I 400 4/50	I 400 1/100	I 400 1/150	I 400 1/250
No. of tubes / insert	5	3	4	1	1	1
No. of tubes / rotor	20	12	16	4	4	4
Radius	168 mm	168 mm	168 mm	166 mm	166 mm	166 mm
G Force	3.800 rcf	3.800 rcf	3.800 rcf	3.760 rcf	3.760 rcf	3.760 rcf
Code	233.170	233.450	233.190	233.210	233.250	233.230
Order ref.	424140	427869	424141	424142	424144	424143
Inserts autoclavable	yes	yes	yes	yes	yes	yes

EQUIPMENT

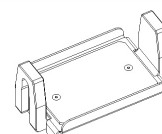
SWING-OUT ROTOR RM 2/6

SMART LOCK - rotor exchange without any tool
Up to 2 x 3 MTP plates





Rotor specifications	RM 2/6
Max. speed	4.100 rpm
Max. G force	2.390 rcf
Radius	127 mm
Angle	90°
Max. capacity	2 x 3 MTP
Min. acceleration time	54 s
Min. braking time	55 s
Rotor autoclavable	yes

MTP Carriers (set of 2)	BM 6
Code	233.290
Order ref.	424151
Carriers autoclavable	yes



Code	233.270
Order ref.	424148

	Standard MTP	Deep Well Plate
		
Nominal volume	96 x 220 µl 96 x 270 µl 96 x 350 µl	96 x 350 µl 96 x 1,0ml 96 x 2,0ml 96 x 2,2ml
Plate dimensions (d x l x h)	128 x 86 x 15 mm	128 x 86 x 45 mm
No. of MTP / rotor	6	2